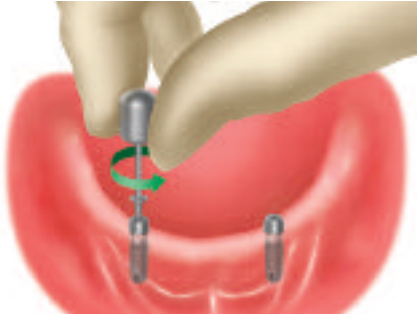
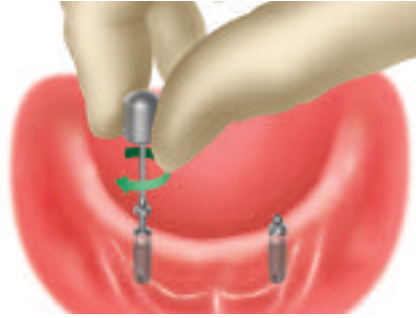


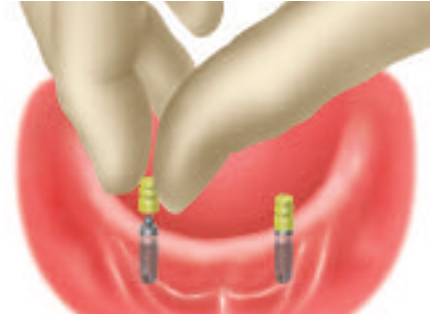
Ball and Cap Overdenture Restorations



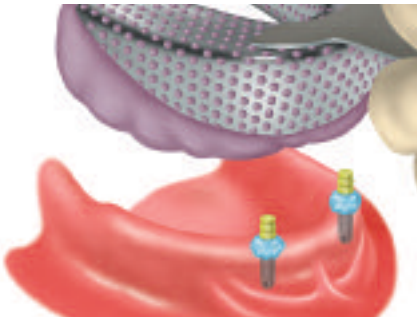
1. Remove surgical cover screws and/or healing collars from implants using the 1.25mm Hex Tool.



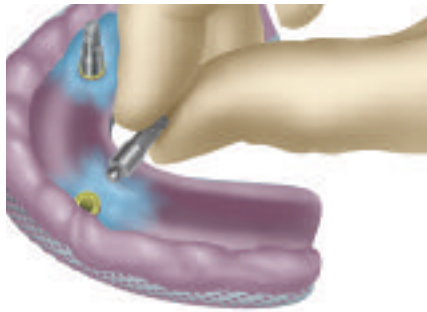
2. Screw Ball Abutments onto implants with the 1.25mm Hex Tool. If abutments are to remain in place, apply 30 Ncm of torque with a calibrated prosthetic torque wrench. Ball Abutments do not engage the internal hex of the implant.



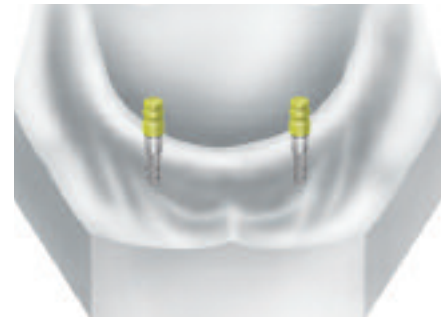
3. Attach Ball Abutment Transfers directly to abutments. These will be picked up in the impression.



4. Use medium-body impression material around the transfers and record a full-arch impression. The transfers will remain in the tray.



5. Place Ball Abutment Replicas into the abutment transfers that have been captured in the impression and forward to laboratory. The Ball Abutments can remain in place while the denture is being created or be replaced with healing collars.



6. The laboratory pours a stone model using the Ball Abutment Transfers and Replicas.



7. The transfers are removed to reveal the tops of the Ball Abutment Replicas.



8. The laboratory will incorporate into the denture the metal housings and nylon liners that snap onto the Ball Abutments.



9. If Ball Abutments are not already in place, they should be seated and tightened with a 30 Ncm torque wrench. Here the completed restoration is in place.

Note: An optional intraoral technique can also be used with Ball Abutments. In this procedure, the Cap Attachments are picked up directly into the denture using auto-curing acrylic. Cap Attachment Transfers (CAT) must be purchased separately. For more information, contact the Zimmer Dental Technical Services Group or your Territory Manager.

Note: This guide is for educational use only.

Refer to the Zimmer Dental Prosthetics Instructions for Use (part #4894) for complete instructions for use.

Product Order Form

Tapered Screw-Vent® Implant System



Qty.	Ball Abutments (with Cap Attachment Housing & Nylon Liner)	
	Platform Diameter	Cuff Height
	BAC2	3.5mmD 2mm
	BAC4	3.5mmD 4mm
	BAC6	3.5mmD 6mm
	BACW2	4.5mmD 2mm
	BACW4	4.5mmD 4mm
	BACW6	4.5mmD 6mm
	BA5C2	5.7mmD 2mm
	BA5C4	5.7mmD 4mm

AdVent® Implant System



Qty.	Ball Abutments (with Cap Attachment Housing & Nylon Liner)	
	Platform Diameter	Cuff Height
	AVBA	4.5mmD 1mm

Note: Use 5.7mmD components for 5.7mmD platform AdVent Implants.

For a complete list of products and tooling, please refer to the current product catalog.



The Tapered Screw-Vent Implant System features a proprietary Fixture Mount/Transfer that can be used for impressions at the time of surgery or prepared as a temporary abutment.

SwissPlus® Implant System



Qty.	Ball Abutments (with Cap Attachment Housing & Nylon Liner)	
	Platform Diameter	Cuff Height
	OPBA	4.8mmD 1.6mm
	OPBA3	4.8mmD 3mm

Transfer Components



Qty.	Description
	BAT Ball Abutment Transfer for Tapered Screw-Vent/ AdVent Implants
	BAR Ball Abutment Replica for Tapered Screw-Vent/ AdVent Implants
	OPBAT Ball Abutment Transfer for SwissPlus Implants
	OPBAR Ball Abutment Replica for SwissPlus Implants

Prosthetic Components



Qty.	Description
	CA Cap Attachment Housing (CAH) & Nylon Liner (CAN)
	CAH Cap Attachment Housing
	CAN Liner (Transparent) Cap Attachment Nylon
	CAN-G Liner (Grey-Rigid Retention)
	CAT Cap Attachment Transfer
	CAS Cap Attachment System
	CAB Castable Ball Pattern

Tools



Qty.	Description
	THX1.25 Tapered Frictional Hex Tool, 1.25mm
	THXL1.25 Long Tapered Frictional Hex Tool, 1.25mm
	HX1.25 Hex Tool, 1.25mm
	HXL1.25 Long Hex Tool, 1.25mm
	TW30 Prosthetic Torque Wrench, 30 Ncm
	TW1.25 Torque Wrench Hex Driver, 1.25mm
	TW1.25L Long Torque Wrench Hex Driver, 1.25mm
	CAI Cap Attachment Instruments

Other

Qty.	Description

For questions or to fax orders:

In the U.S. 1 (800) 854-7019
Fax 1 (888) 225-2483

Outside the U.S. +1 (760) 929-4300
Fax +1 (760) 431-7811

Australia +61 (0)2 9950 5444
Fax +61 (0)2 9975 3594

Canada +1 (905) 567-2073
or 1 (800) 265-0968
Fax +1 (905) 567-2076

France +33 (0)1 45 12 35 35
Fax +33 (0)1 45 60 04 88

Germany +49 (0)761 1 56 47 0
Fax +49 (0)761 1 56 47 490

Israel +972 (0)3 6124242
Fax +972 (0)3 6124243

Italy +39 043 855 5573
Fax +39 043 855 3181

Spain +34 93 846 05 43
Fax +34 93 845 43 25

www.zimmerdental.com

Customer Account _____

Ship To: Dr. Name _____

Phone (____) _____

Address _____

City _____

State _____ Zip _____

Order Date _____

Ordered By _____

Ship Via Federal Express

2-Day Overnight (5:30 pm) P1 (10:30 am)

Must Arrive By _____

Payment Options

Invoice COD
 Visa Mastercard AmEx

Credit Card # _____

Exp. Date _____

Signature _____

