

Single-Unit Cement-Retained Restorations



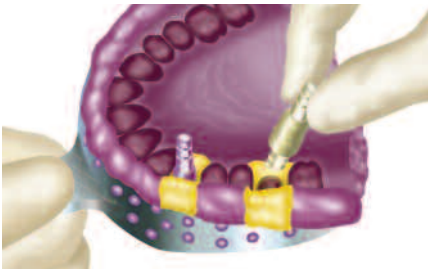
1. Remove Healing Collars from implants using the 1.25mmD (0.050") Hex Tool.



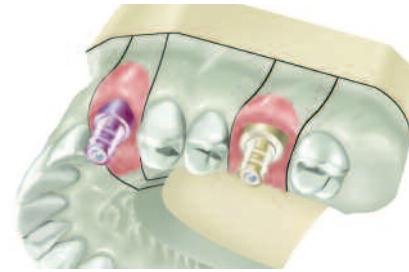
2. For the indirect impression technique, screw Indirect Transfers onto implants with the 1.25mmD Hex Tool. Block out the access openings of the screws with soft wax before making the impression.



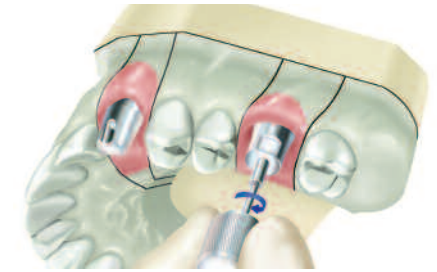
3. Use light-to medium-body material around transfer and record a full-arch impression with standard body material. Remove transfers from implants after impression has been taken. Replace Healing Collars.



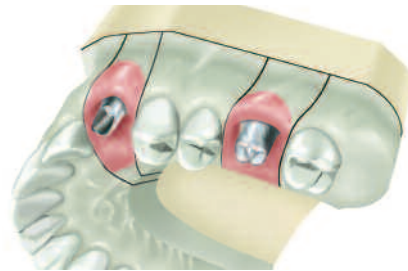
4. Attach Implant Analog to transfer with the 1.25mmD Hex Tool and re-insert into impression. Send impression to laboratory.



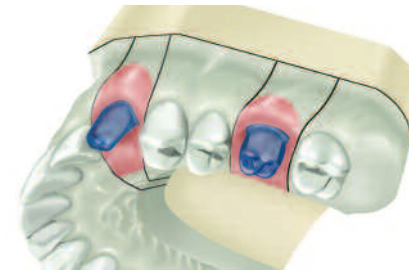
5. Pour model in die stone using soft tissue material to represent gingival contours if desired. Remove transfers from stone model.



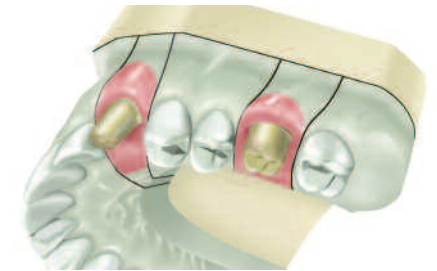
6. Select appropriate abutments. Seat the 20° Angled Abutment and the Hex-Lock™ Abutment to the appropriate Implant Analogs using the 1.25mmD Hex Tool.



7. Modify the 20° Angled Abutment and Hex-Lock Abutment as needed.



8. Wax and cast the copings using traditional prosthodontic techniques.



9. Apply opaque and porcelain to casting to complete restoration.



10. Seat the 20° Angled Abutment and Hex-Lock Abutment onto implants with the 1.25mmD Hex Tool. Apply 30 Ncm of torque with a calibrated prosthetic torque wrench. Verify with x-rays that abutments are fully seated.



11. Cement final prosthesis. If desired, provisional cement can be used.



12. Completed restorations are in place.

Note: This guide is for educational use only.

Refer to the Zimmer Dental Prosthetics Instructions for Use (part #4894), and Tapered Screw-Vent® and AdVent® Implant Restorative Manual (part #4941) for complete instructions for use.

Tapered Screw-Vent and Screw-Vent® Implant Order Form

Tapered Screw-Vent Prosthetics



Qty.	Hex-Lock Abutments	
	Platform Diameter	Emergence Profile Diameter
HLA3/3	3.5mm	3.5mm
HLA3/4	3.5mm	4.5mm
HLA3/5	3.5mm	5.5mm
HLA4/4	4.5mm	4.5mm
HLA4/5	4.5mm	5.5mm
HLA4/6	4.5mm	6.5mm
HLA5/6	5.7mm	6.5mm



Qty.	20° Angled Abutments for 6 Positions	
	Platform Diameter	Emergence Profile Diameter
AH20/4	3.5mm	4.5mm
AH20W/5	4.5mm	5.5mm
A5H20/6	5.7mm	6.5mm



Tapered Screw-Vent Implants feature a proprietary Fixture Mount/Transfer that can be used for impressions at the time of surgery or prepared as a temporary abutment.

For a complete list of products and tooling, please refer to the current product catalog.

Transfer Components



Qty.	Direct Transfers	
	Platform Diameter	Emergence Profile Diameter
DHT3/3	3.5mm	3.5mm
DHT3/4	3.5mm	4.5mm
DHT3/5	3.5mm	5.5mm
DHT4/4	4.5mm	4.5mm
DHT4/5	4.5mm	5.5mm
DHT4/6	4.5mm	6.5mm



Qty.	Indirect Transfers	
	Platform Diameter	Emergence Profile Diameter
HLT3/3	3.5mm	3.5mm
HLT3/4	3.5mm	4.5mm
HLT3/5	3.5mm	5.5mm
HLT4/4	4.5mm	4.5mm
HLT4/5	4.5mm	5.5mm
HLT4/6	4.5mm	6.5mm
HLT5/6	5.7mm	6.5mm



Qty.	Analog	
	Platform Diameter	
IA3	3.5mm	
IA4	4.5mm	
IA5	5.7mm	

Tools



Qty.	Description	
HX1.25	Hex Tool, 1.25mmD	
HXL1.25	Long Hex Tool, 1.25mmD	
THX1.25	Tapered Frictional Hex Tool, 1.25mmD	
THXL1.25	Long Tapered Frictional Hex Tool, 1.25mmD	
TW30	Prosthetic Torque Wrench, 30 Ncm	
TW1.25	Torque Wrench Hex Driver, 1.25mmD	
TW1.25L	Long Torque Wrench Hex Driver, 1.25mmD	
TLRT2	Abutment Removal Tool	

Other

Qty.	Description

Customer Account _____

Ship To: Dr. Name _____

Phone (____) _____

Address _____

City _____

State _____ Zip _____

Order Date _____

Ordered By _____

Ship Via Federal Express

2-Day Overnight (5:30 pm) P1 (10:30 am)

Must Arrive By _____

Payment Options

Invoice COD

Visa Mastercard AmEx

Credit Card # _____

Exp. Date _____

Signature _____

For questions or fax orders:

In the U.S. 800 854 7019
Fax 888 225 2483

Outside the U.S. +1 760 929 4300
Fax +1 760 431 7811

Australia +61 (0)2 9950 5444
Fax +61 (0)2 9975 3594

Canada +1 905 567 2073
or 1 800 265 0968
Fax +1 905 567 2076

France +33 (0)1 45 12 35 35
Fax +33 (0)1 45 60 04 88

Germany +49 (0)761 1 56 47 0
Fax +49 (0)761 1 56 47 490

Israel +972 (0)3 6124242
Fax +972 (0)3 6124243

Italy +39 043 855 5573
Fax +39 043 855 3181

Spain +34 93 846 05 43
Fax +34 93 845 43 25

www.zimmerdental.com